

The show is
Friday, June 1, 2012
5:30pm
at the PK Yonge
Performing Arts Center

Auditions: Wednesday, February 1, 2012 - 1:30pm – 2:30pm

Your part MUST BE MEMORIZED and well rehearsed! Please be PREPARED! Please do not audition if you are not going to be in town on Friday, June 1, 2012 or anytime at least 8 weeks leading up to the show. Thank you!

Character Breakdown


Candy Kids (lines and vocal audition)

You will audition the finale' song.

*Six Candy Kids will be chosen as the lead kids in two scenes. Choose one of the lines below for your audition:

CANDY KID: *(talking to friends about what candy to get from the Candy Man)*
What are you going to get? You've already got a lollipop. Shouldn't you finish it first?

CANDY KID : *(talking to friends about what candy to get from the Candy Man)*
Hey, Charlie, help me pick something out, I got a nickel. I can't help it. I love candy! Chocolate, caramel, jawbreakers, suckers...



Audition Agreement Auditions: WEDNESDAY, February 1, 2012

Singing Rehearsals offered: Friday, January 13th and Friday, January 27th. 12:30pm – 1:00pm

(Please note if you are auditioning for a singing part you will need to get a rehearsal cd of the music to practice at home – you need to turn in your signed rehearsal agreement to receive your rehearsal cd)

Auditions: Wednesday, February 1, 2012 - 1:30 – 2:30


If your child would like to audition for a speaking and or singing part, please sign and return this Audition Agreement to Ms. Sylvia or Ms. Martha ASAP and no later than Tuesday, January 31, 2012. *(Please note; if you are auditioning for a singing part you will need to get a rehearsal cd of the music to practice at home – you need to turn in your signed rehearsal agreement to receive your rehearsal cd.)*

Please be aware that if you audition for a lead part you **MUST** be available for additional rehearsals held afterschool. Dates TBA. By signing this audition agreement you and your parents agree to; adhere to additional rehearsals when needed, practice at home as well as maintain your schoolwork. Please consider this very carefully as having a lead role is demanding and time consuming. If you have multiple after school commitments a lead role may be difficult to maintain. Actors who are continually absent cause problems for themselves, the directors, and especially the other actors.


Students that consistently miss rehearsals during school or afterschool will be recast.

Auditions: Wednesday, February 1, 2012 1:30 – 2:30

Practice, Practice, Practice!



Friday, June 1, 2012 5:30pm



Audition Agreement (return this to Ms. Sylvia or Ms. Martha asap)

Student Name: _____

I am auditioning for a CANDY KID.

I am auditioning for a speaking and/or singing part as listed above. I understand that if I am cast in a part, I agree to be available for additional rehearsals after school, maintain my school work and have a good attitude towards my directors and cast members. I will not be going out of town during the school week at least 8 weeks before the show, and I will be in town on Friday, June 1, 2012.


I am also making a commitment to memorize my lines, cues and stage directions by the specified timeline. I have read the above and I am ready to make a commitment!

Student Signature: _____

Parent Signature: _____ **Phone#** _____



Friday, June 1, 2012 5:30pm



How to AUDITION!

Remember to be enthusiastic, have facial expressions, and body movement that goes along with your audition piece. Be sure to read the stage direction in the parenthesis to help you with your action and creating your character. Please Memorize your Lines. Remember all lines must be memorized and well - rehearsed.

Please follow these guidelines: **Introduce yourself, State your character and BE PREPARED! YOU MUST MEMORIZE YOUR CHARACTER'S LINES!**

Example: " My name is Mark, I will be auditioning for the part of a candy kid "

What makes a good audition?

Introduce yourself and your part. Memorize your character's lines, be enthusiastic, have good facial expressions, maintain eye contact and have body movement to go along with your part. Create a character. You must be believable. BE CREATIVE by thinking about how your character may walk, talk and move, does he/she have mannerisms. Shine for the Audition Committee! Practice, Practice, Practice! - And ... Project your voice! BE CONFIDENT!



Friday, June 1, 2012 5:30pm

Auditions: Wednesday, February 1, 2012 1:30pm – 2:30pm