

MS. ANITA 'S TECHNOLOGY

WWW.MILLHOPPERTECH.COM



MILLHOPPER
MONTESSORI
SCHOOL

- Ms. Anita's students meet for technology once a week for an hour. In the first three weeks they learn how to care for the laptops, rules of the media center and class expectations. We then move on to mouse practice and keyboarding.
 - Using millhopertech, the students do several lessons to assist them with mouse practice and keyboarding that have to do with core lessons going on in their classroom. As they become more comfortable we move onto Internet Safety, researching on the Internet and utilizing our library books as well as Alachua County Library system.
 - Starting in January, I introduce more programs that they will be using throughout elementary and middle school.
 - If you have any questions, please feel free to contact me via email at: saslanian@millhopper.com.
 - I encourage the students to practice at home. There are many educational sites to enhance their academic skills.
- Thank you, Ms. Sylvia Aslanian

WWW.MILLHOPPERTECH.COM

Millhopper Tech is Millhopper Montessori's School Technology Website and so much more...

The tool bar is specified by grades and by subjects.

On the home page you have access to: Scope and Sequence, other MMS External Websites, Research and Reference and much more.

Millhopper Tech is for use at school and at home! There are many sites to enhance Math, Reading, Writing, Science, Geography and Research skills.



How is Millhopper Tech used?

Starting with basics

Internet Safety

Keyboarding

Enhance Language Arts, Math, Science, Geography Lessons

Teach Research Skills using Research and Reference

Use Brain Pop to teach critical thinking skills

Collaborate with Teachers

Millhopper Tech will be updated as needed with new lessons in collaboration with your teachers.

Work will be showcased!



Alachua County Library

Educational Fun and Games
Great Reading
Homework Help
Internet Safety

With a Library Card you can
place a hold on books and access
library sites.

Research/Reference

Surfing the net safely and
responsibly

Kid Rex, Fact Monster, KidsClick


Pictures for Learning

Ibeat.org

Interactive Sites

Educational Sites
Virtual Museums

WWW.MILLHOPPERTECH.COM



**MILLHOPPER
MONTESSORI
SCHOOL**



Brain Pop Junior is an animated series to enhance learning and critical thinking skills.

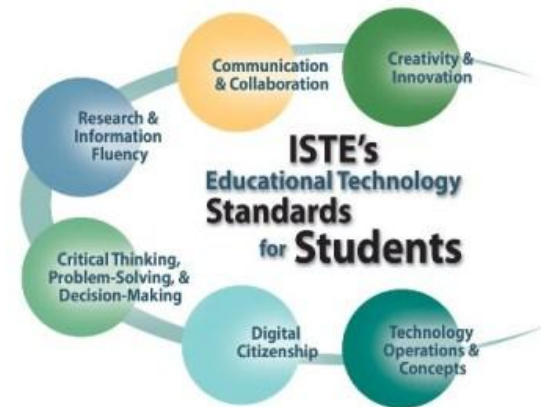
There are many free animated lessons you can enjoy at home.



First and Second Grade Keyboarding

First Grade/Second Grade

1. Identify the basic parts of the computer.
2. Use proper log-on/log-off procedures.
3. Demonstrate the proper care and handling of equipment.
4. Use both hands on the keyboard.
5. Use the correct fingers to key the space bar and the return (enter) key.
6. Use mouse properly.
7. Introduce proper body posture.



<http://www.iste.org/AM/Template.cfm?Section=NETS>


August - December

Kidspiration
Microsoft Word
Google Earth

January - May

Kid Pix
Paint.Net

WWW.MILLHOPPERTECH.COM



**MILLHOPPER
MONTESSORI
SCHOOL**