

# www.millhoppertech.com

## About Technology Class

Kindergarten students meet for technology once a week for an hour. In the first three weeks they learn how to care for the laptops, rules of the media center and class expectations. We then move on to mouse practice and keyboarding.

Using millhoppertech, the students do several lessons to assist them with mouse practice and keyboarding that have to do with core lessons going on in their classroom. I also introduce Baily's Book House, Trudy's Time and Place House and Sammy's Science House. These programs help with mouse practice and keyboarding as well as reading, grammar, time, math, graphing, and science.

As they become more comfortable we move onto Internet Safety, researching on the Internet and with books, utilizing our library books as well as Alachua County Library system.

Starting in January, I introduce more programs that they will be using throughout elementary and middle school.

If you have any questions, please feel free to contact me via email at: [saslanian.millhopper.com](mailto:saslanian.millhopper.com)  
I encourage the students to practice at home.

Thank you, Ms. Sylvia Aslanian



# [www.milhoppertech.com](http://www.milhoppertech.com)

Millhopper Tech is Millhopper Montessori's School Technology Website and so much more...

The tool bar is specified by grades and by subjects.

On the home page you have access to: Scope and Sequence, other MMS External Websites,

## How is Millhopper Tech used?

Starting with basics

Internet Safety


Mouse Practice

Keyboarding

Enhance Language Arts, Math, Science, Geography Lessons

Teach Research Skills using Research and Reference

Use Brain Pop to teach critical thinking skills



## Collaborate with Teacher

Teachers will keep me updated with new lessons in class.  
Millhopper Tech will be updated as needed.

Student's work will be showcased: poems, stories, cultural lessons, reports etc.

## Alachua County Library


Educational Fun and Games

Great Reading

Homework Help

Internet Safety

With a Library Card you can access and place  
a hold on books and access library sites.




## Research / Reference

Surfing the net safely and responsibly.

Kid Rex, Fact Monster, KidsClick


Pictures for Learning

Ibeat.org (copyright free music)



## Interactive Sites

Educational Sites  
Virtual Museums



[www.milhoppertech.com](http://www.milhoppertech.com)



Brain Pop Junior is an animated series to enhance learning and critical thinking skills.

There are many free animated lessons also a free movie of the week located in each grade section.

## Kindergarten Keyboarding Scope/Sequence

### COMPETENCIES K-1 (National Standards)

1. Identify the basic parts of the computer
2. Use proper log-on/log-off procedures
3. Demonstrate proper care and handling of Equipment .
4. Use both hands on the keyboard
5. Use the correct fingers to key the space bar and the return (enter) key
6. Use mouse properly
7. Introduce proper body posture
8. Identify home keys and correct finger placement
9. Use correct hand to key backspace/delete
10. Introduce proper keyboarding technique (sit up straight, curve fingers, wrists off frame)
11. Use the correct fingers to key backspace/delete, tab and shift keys
12. Instruct on home keys
13. Become aware of finger placement on the keyboard



<http://www.iste.org/AM/Template.cfm?Section=NETS>

Kindergarten Programs Introduced

August - December

Baily's Book House

Trudy's Time and Place House

Sammy's Science House


January - May

Kid Pix

Kidspiration

Microsoft Word

Google Earth



MILLHOPPER  
MONTESSORI  
SCHOOL

8505 NW 39th Avenue, GV FL 32606 352-375-6773 [www.milhopper.com](http://www.milhopper.com)

MILLHOPPERTECH.COM

